

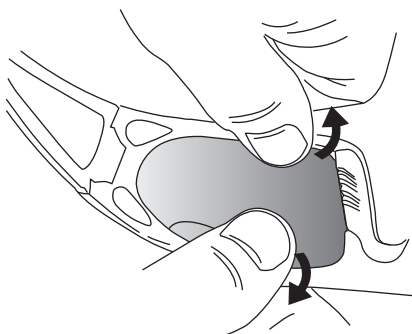


ROMER 3 INSTRUCTIONS

COPYRIGHT © 2016 WILEY X, INC. ALL RIGHTS RESERVED.

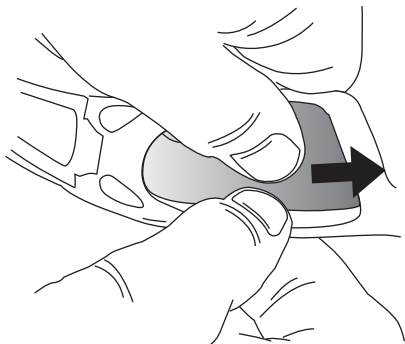
WILEY X, WX, BLACK OPS, logos, tag lines and product names are trademarks or registered trademarks (marcas registradas) of Wiley X, Inc. in the U.S. and other countries. Logos © 2007-2016 Wiley X, Inc. All rights reserved.

LENS REMOVAL - STEP 1



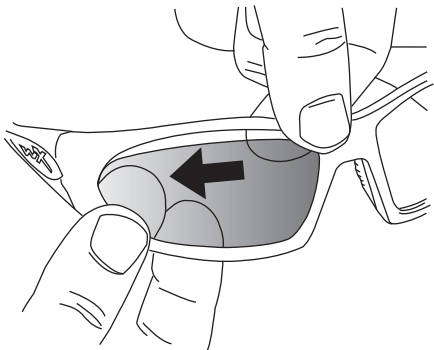
Place hands as pictured above with thumbs on the inside of the frame. Grasp the upper and lower portion of the frame and pull apart. When you feel the frame give, apply pressure with your thumbs on the lens.

LENS REMOVAL - STEP 2



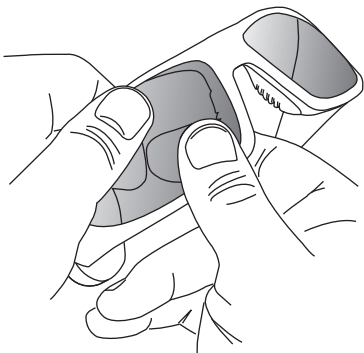
Push the lens out of the frame and slide lens toward nose bridge.

REPLACING THE LENS - STEP 1



Replace the lens into the frame by positioning the temple edge of the lens into the frame. Be certain the edge of the lens is centered into lip of the frame.

REPLACING THE LENS - STEP 2



Press the edge of the lens into the frame as pictured above, "walking" the lens into the frame and finishing at the nose bridge. Double check to be certain the lens is seated evenly into the frame.

MAINTENANCE: Wiley X lenses are specially coated to offer superior abrasion resistance. Please follow below instructions to prolong the life of your lenses and keep them performing at their best:

- Clean lenses with water only.
- Do not use solvents or special cleaners.
- Use micro-fiber cleaning cloth provided to gently wipe clean.
- Never use paper products to clean and avoid wiping lens surface when dry and/or dirty as this may potentially scratch the lens.

WARNING: Wiley X brand eyewear is tested tough. However, impact resistant eyewear is not unbreakable and does not provide unlimited eye protection under all circumstances and conditions. Misused, abused, scratched and/or damaged eyewear can reduce impact protection (and void your limited warranty). Dirty and/or wet eyewear can impair vision and reduce safety (resulting in personal injury and/or property damage). Keep your Wiley X eyewear clean with water only. Do not use solvents or abrasives as it could scratch or damage the product reducing its effectiveness. Store your Wiley X eyewear in the protective case provided to prolong the life of the lenses. Most of all, take all appropriate precautions when wearing your Wiley X eyewear during hazardous and/or dangerous activities and conditions. Wiley X, Inc. is not responsible for personal injury, property damage or losses incurred while using Wiley X brand products.



WILEY X INC: 1.800.776.7842 // 925.243.9810 // WILEYX.COM

7800 PATTERSON PASS ROAD, LIVERMORE CA 94550 USA

WILEY X EUROPE LLC: +45 96 93 00 45 // WILEYX.EU

SØNDERGADE 8-10 7570 VEMB DENMARK ERX-ICROMER[2]